

Income & Expenditure 2019-2020


Certificate of Registration of Societies

Act XXI of 1860

S. No. 133 of 1966

I hereby certify that THE SOURASHTRA COLLEGE COUNCIL, MADURAI has this day been registered under the Societies Registration Act XXI of 1860 as amended by Madras Act XXIV of 1954.

Given under my hand at Madurai, this Twenty fourth day of SEPTEMBER one thousand nine hundred and Sixty Six.



(Sd.)

Registrar of Assurances.

Madurai District.


SOURASHTRA COLLEGE COUNCIL, MADURAI.
INCOME AND EXPENDITURE ACCOUNT FOR THE YEAR ENDED 31.03.2020

Year Ended 31.03.2019 Rs. P.	Expenditure	Year Ended 31.03.2020 Rs. P.
0.00	To Advertisement	0.00
106200.00	To Audit Fees & Other Fees	116820.00
0.00	To Automation Expenses	0.00
4566643.00	To Building Maintenance	2203189.00
14400.00	To Cash Award Retired Staff	0.00
0.00	To Convocation expenses	91200.00
11000.00	To Court and Legal Expenses	0.00
2398993.06	To Depreciation	3470965.44
0.00	To Election Expenses	0.00
1789198.83	To Excess of Expenditure over Income from Sourashtra College Account	1701663.77
3939168.11	To Excess of Expenditure over Income from S.F.A/c.	1269646.22
762150.55	To Excess of Expenditure over Income from W.C.	889653.20
62833.00	To General Body Meeting Expenses	39684.00
14240.00	To Identity Card	15930.00
0.00	To Insurance	40695.00
76850.00	To Medal Expenses	90550.00
139149.60	To Miscellaneous Expenses	266426.60
8741364.00	To Motor Vehicle Maintenance Expenses (As per schedule A)	8452397.00
29500.00	To NAAC Expenses	0.00
0.00	To Provision for Future Building Fund	1500000.00

22651690.15

20148820.23

Place: Madurai
Date : 29/12/20


V.G.RAMDOS
PRESIDENT


D.R.KUMARESH
SECRETARY

SOURASHTRA COLLEGE COUNCIL, MADURAI.
INCOME AND EXPENDITURE ACCOUNT FOR THE YEAR ENDED 31.03.2020

Year Ended 31.03.2019 Rs. P.	Income	Year Ended 31.03.2020 Rs. P.
8660452.00	By Bus fees collection	8388568.00
456576.00	By CB Building Rent A/c.	456576.00
164339.00	By Interest on S.B. A/c.	177129.00
5742818.89	By Interest Receipts	6361793.37
129016.00	By Lab Fees	105455.00
903265.00	By Miscellaneous Receipts	487958.72
1529200.00	By Students General Charges	2182800.00
2027084.15	By Excess of Income Over Expenditue (Autonomous Examination Fee A/c.)	1701844.36
3038939.11	By Net Deficit transferred to Income & Expenditure A/c. of B/S	286695.78

22651690.15

S.J. Kumaresh
S.J.KUMARESH
 TREASURER

20148820.23



As per my report of even date

(Signature)
 (B.R.CHANDRASEKARAN)
 CHARTERED ACCOUNTANT

SOURASHTRA COLLEGE COUNCIL, MADURAI - 625 004.

SCHEDULE IV - SCHEDULE TO FIXED ASSETS AS AT 31ST MARCH 2020

BUILDING	COST AT 01.04.2019	ADDITIONS DURING THE YEAR	LESS: DURING THE YEAR	ACTUAL COST	RATE	DEPN. UPTO 31.03.2019	W.D.V. AS AT 01.04.2019	DEPN. FOR THE YEAR	DEPN. UPTO 31.03.2020	W.D.V. UPTO 31.03.2020
1	2	3	4	5	6	7	8	(6X8)9	(7+9)10	(8-9)11
HOSTEL BUILDING	552990.49	0.00	0.00	552990.49	5%	485246.74	67743.75	3387.19	488633.93	64356.56
PUC MAIN BLOCK BUILDING	846163.61	0.00	0.00	846163.61	5%	573735.46	272428.15	13621.41	587356.87	258806.74
LABORATORY BUILDING	395946.19	0.00	0.00	395946.19	5%	348463.53	47482.66	2374.13	350837.66	45108.53
LIBRARY BUILDING	269978.49	0.00	0.00	269978.49	5%	230497.09	39481.40	1974.07	232471.16	37507.33
NON-RESIDENTIAL STUDENTS C	197526.12	0.00	0.00	197526.12	5%	165929.98	31596.14	1579.81	167509.79	30016.33
CANTEEN BUILDING	32162.58	0.00	0.00	32162.58	5%	27147.63	5014.95	250.75	27398.38	4764.20
ELECTRICITY BUNK ROOM	1006.07	0.00	0.00	1006.07	5%	895.96	110.11	5.51	901.47	104.60
SANITARY FITTINGS	11896.77	0.00	0.00	11896.77	5%	11338.10	558.67	27.93	11366.03	530.74
DEGREE BLOCK	526760.10	0.00	0.00	526760.10	5%	354615.75	172144.35	8607.22	363222.97	163537.13
GAMES CUM STORE ROOM	41880.00	0.00	0.00	41880.00	5%	34924.40	6955.60	347.78	35272.18	6607.82
CYCLE SHED & SCOOTER SHED	61542.14	0.00	0.00	61542.14	10%	57988.39	3553.75	355.38	58343.77	3198.37
ARCH	58017.08	0.00	0.00	58017.08	5%	48212.59	9804.49	490.22	48702.81	9314.27
APPROACH ROAD	146521.42	0.00	0.00	146521.42	5%	123966.24	22555.18	1127.76	125094.00	21427.42
STORE ROOM	58359.09	0.00	0.00	58359.09	5%	48156.43	10202.66	510.13	48666.56	9692.53
NEW CANTEEN BUILDING	495557.44	0.00	0.00	495557.44	5%	178898.07	316659.37	15832.97	194731.04	300826.40
P.G.BUILDING	708181.22	0.00	0.00	708181.22	5%	560981.04	147200.18	7360.01	568341.05	139840.17
STUDENTS AMENITIES CEMENT BENCHES AND WATER TANK	20670.00	0.00	0.00	20670.00	5%	16666.12	4003.88	200.19	16866.31	3803.69
CHEMISTRY LAB EXPANSION	141013.17	0.00	0.00	141013.17	5%	113570.92	27442.25	1372.11	114943.03	26070.14
COMPUTER SCIENCE BUILDING & ADDITIONAL CONSTRUCTION	2967773.98	0.00	0.00	2967773.98	5%	1949826.83	1017947.15	50897.36	2000724.19	967049.79
G.L.R.GROUND LEVEL RESERVOIR WATER TANK	468634.19	0.00	0.00	468634.19	5%	246292.76	222341.43	11117.07	257409.83	211224.36
TOILET NEAR MAIN BUILDING & STAFF TOILET & MBA TOILET & MCA TOILET	356875.51	0.00	0.00	356875.51	5%	225256.09	131619.42	6580.97	231837.06	125038.45
SILVER JUBILEE BUILDING GROUND AND FIRST FLOOR	2804073.38	0.00	0.00	2804073.38	5%	1629259.27	1174814.11	58740.71	1687999.98	1116073.40
GIRLS REST ROOM & WATCHMA	1241409.45	0.00	0.00	1241409.45	5%	512969.85	728439.60	36421.98	549391.83	692017.62
GENERATOR ROOM BUILDING	266871.95	0.00	0.00	266871.95	5%	150778.44	116093.51	5804.68	156583.12	110288.83
M.SC.BIO-CHEMISTRY BUILDING	590299.35	0.00	0.00	590299.35	5%	361945.23	228354.12	11417.71	373362.94	216936.41
B.SC.TEXTILE BUILDING	22022.20	0.00	0.00	22022.20	5%	14520.65	7501.55	375.08	14895.73	7126.47
B.SC.TEXTILE STORE ROOM	101737.45	0.00	0.00	101737.45	5%	67035.80	34701.65	1735.08	68770.88	32966.57
B.SC.BIO-CHEMISTRY ADDITIONA	534662.05	0.00	0.00	534662.05	5%	328045.71	206616.34	10330.82	338376.53	196285.52
	13920531.49	0.00	0.00	13920531.49		8867165.07	5053366.42	252846.03	9120011.10	4800520.39

.. 2 ..										
BUILDING	COST AT	ADDITIONS	LESS:	ACTUAL		DEPN.	W.D.V.	DEPN.	DEPN.	W.D.V.
	01.04.2018	DURING	DURING	COST	RATE	UPTO	AS AT	FOR	UPTO	UPTO
		THE YEAR	THE YEAR			31.03.2018	01.04.2018	THE YEAR	31.03.2019	31.03.2019
1	2	3	4	5	6	7	8	(6X8)9	(7+9)10	(8-9)11
UGC BUILDING ADDITION & ALTRATION A/C & TOILET	1354249.60	0.00	0.00	1354249.60	5%	868103.40	486146.20	24307.31	892410.71	461838.89
MICRO BIOLOGY CLASS ROOM & TOILET BUILDINGS	202961.75	0.00	0.00	202961.75	5%	116556.34	86405.41	4320.27	120876.61	82085.14
MICRO BIOLOGY LAB BUILDING	344790.55	0.00	0.00	344790.55	5%	220361.35	124429.20	6221.46	226582.81	118207.74
COMPOUND WALL	1726167.90	0.00	0.00	1726167.90	5%	951608.27	774559.63	38727.98	990336.25	735831.65
MSC BIO LAB BUILDING	108163.80	0.00	0.00	108163.80	5%	68801.51	39362.29	1968.11	70769.62	37394.18
B.SC.TEXTILE LAB BUILDING	73809.95	0.00	0.00	73809.95	5%	48673.12	25136.83	1256.84	49929.96	23879.99
WOMEN'S COLLEGE BUILDING ATTACHED STORE ROOM (CONVERTED TO CANTEEN), WOMEN'S REST ROOM & CAR SHED A/c.	6878117.70	0.00	0.00	6878117.70	5%	4304709.62	2573408.08	128670.40	4433380.02	2444737.68
MCA BUILDING NORTH BLOCK & WOMEN'S COLLEGE LAB BUILDING	4279670.05	0.00	0.00	4279670.05	5%	2278602.21	2001067.84	100053.39	2378655.60	1901014.45
WOMEN'S COLLEGE "DIAS"	4397319.75	0.00	0.00	4397319.75	5%	2481723.11	1915596.64	95779.83	2577502.94	1819816.81
POWER ROOM NEAR GENERATOR	890575.50	0.00	0.00	890575.50	5%	389412.12	501163.38	25058.17	414470.29	476105.21
WOMEN'S COLLEGE TOILET BLOCK BUILDING & TOILET IN LAB A/c.	206089.00	0.00	0.00	206089.00	5%	106531.85	99557.15	4977.86	111509.71	94579.29
WOMEN'S COLLEGE PRINCIPAL B.Sc. CATERING TECHNOLOGY B	608253.00	0.00	0.00	608253.00	5%	357772.85	250480.15	12524.01	370296.86	237956.14
BIO TECHNOLOGY LAB BUILDING	592470.85	0.00	0.00	592470.85	5%	332683.32	259787.53	12989.38	345672.70	246798.15
WOMEN'S COLLEGE PHYSICS LAB	2898008.50	0.00	0.00	2898008.50	5%	1549100.55	1348907.95	67445.40	1616545.95	1281462.55
HOTEL BUILDING NEW NEAR HOTEL MANAGEMENT BUILDING	2996396.30	0.00	0.00	2996396.30	5%	1599533.00	1396863.30	69843.17	1669376.17	1327020.13
WOMEN'S COLLEGE PHYSICS LAB	4588978.60	0.00	0.00	4588978.60	5%	2304240.38	2284738.22	114236.91	2418477.29	2170501.31
WOMEN'S COLLEGE PHYSICS LAB			0.00					0.00		0.00
HOTEL MANAGEMENT BUILDING	5271882.80	0.00	0.00	5271882.80	5%	2389618.78	2882264.02	144113.20	2533731.98	2738150.82
WOMEN'S HOSTEL BUILDING	4697500.85	0.00	0.00	4697500.85	5%	1741088.10	2956412.75	147820.64	1888908.74	2808592.11
NEW AUDITORIUM BUILDING	11972621.00	0.00	0.00	11972621.00	5%	4952844.68	7019776.32	350988.82	5303833.50	6668787.50
WOMEN'S HOSTEL CONSTRUCTION	725000.00	0.00	0.00	725000.00	5%	333238.93	391761.07	19588.05	352826.98	372173.02
BUS CREW SHED	481564.00	0.00	0.00	481564.00	5%	161497.30	320066.70	16003.34	177500.64	304063.36
ALUMNI BUILDING	3152384.00	0.00	0.00	3152384.00	5%	915263.79	2237120.21	111856.01	1027119.80	2125264.20
CANARA BANK BUILDING	2898944.00	0.00	0.00	2898944.00	5%	596766.19	2302177.81	115108.89	711875.08	2187068.92
UGC WOMEN'S HOSTEL BUILDING	3694933.00	0.00	0.00	3694933.00	5%	606188.12	3088744.88	154437.24	760625.36	2934307.64
UGC DEVELOPMENT OF NEW CANTEEN BUILDING 2	85500.00	0.00	0.00	85500.00	5%	15859.72	69640.28	3482.01	19341.73	66158.27
Meditation Building	866105.00	0.00	0.00	866105.00	5%	103986.74	762118.26	38105.91	142092.65	724012.35
		590241.00		590241.00	5%	0.00	0.00	29512.05	29512.05	560728.95
	66038275.45	590241.00	0.00	66628516.45		29834394.02	36203881.43	1840015.58	31674409.60	34954106.85
	13920531.49	0.00	0.00	13920531.49		8867165.07	5053366.42	252846.03	9120011.10	4800520.39
TOTAL	79958806.94	590241.00	0.00	80549047.94		38701559.09	41257247.85	2092861.61	40794420.70	39754627.24

.. 3 ..

BUILDING	COST AT 01.04.2019	ADDITIONS DURING THE YEAR	LESS: DURING THE YEAR	ACTUAL COST	RATE	DEPN. UPTO 31.03.2019	W.D.V. AS AT 01.04.2019	DEPN. FOR THE YEAR (6X8)9	DEPN. UPTO 31.03.2020 (7+9)10	W.D.V. UPTO 31.03.2020 (8-9)11
1	2	3	4	5	6	7	8	(6X8)9	(7+9)10	(8-9)11
SCHEDULE NO:IV										
ELECTRICAL INSTALLATION:										
GENERAL	395758.14	0.00	0.00	395758.14	10%	274640.69	121117.45	12111.75	286752.44	109005.70
PUC MAIN BLOCK	26017.15	0.00	0.00	26017.15	10%	25262.36	754.79	75.48	25337.84	679.31
SILVER JUBILEE BUILDING	44746.00	0.00	0.00	44746.00	10%	29616.74	15129.26	1512.93	31129.67	13616.33
LIBRARY BUILDING	29744.77	0.00	0.00	29744.77	10%	29256.27	488.50	48.85	29305.12	439.65
UGC BUILDING	9848.00	0.00	0.00	9848.00	10%	8935.59	912.41	91.24	9026.83	821.17
LABORATORY BUILDING	16778.79	0.00	0.00	16778.79	10%	16660.27	118.52	11.85	16672.12	106.67
HOSTEL BUILDING	71614.83	0.00	0.00	71614.83	10%	68559.21	3055.62	305.56	68864.77	2750.06
DEGREE BUILDING	7714.40	0.00	0.00	7714.40	10%	7639.57	74.83	7.48	7647.05	67.35
INTERCOM	143051.00	0.00	0.00	143051.00	10%	116543.36	26507.64	2650.76	119194.12	23856.88
TOTAL	745273.08	0.00	0.00	745273.08		577114.06	168159.02	16815.90	593929.96	151343.12
SCHEDULE NO:IV										
OTHER ASSETS:										
BORE WELL	318906.53	0.00	0.00	318906.53	15%	283818.45	35088.08	5263.21	289081.66	29824.87
PUMPSET/5HP MOTOR	144797.20	0.00	0.00	144797.20	15%	129829.18	14968.02	2245.20	132074.38	12722.82
WATERTANK PIPES & WATER SU	14254.47	0.00	0.00	14254.47	20%	14241.44	13.03	2.61	14244.05	10.42
BICYCLE	1256.34	0.00	0.00	1256.34	15%	1254.43	1.91	0.29	1254.72	1.62
LIBRARY BOOKS	141402.70	0.00	0.00	141402.70	15%	134298.46	7104.24	1065.64	135364.10	6038.60
TELEVISION	31875.00	0.00	0.00	31875.00	15%	24940.56	6934.44	1040.17	25980.73	5894.27
WALL CLOCK	495.00	0.00	0.00	495.00	15%	493.24	1.76	0.26	493.50	1.50
VIDEO DECK	11575.00	0.00	0.00	11575.00	15%	11528.88	46.12	6.92	11535.80	39.20
DUPLICATOR	18127.60	0.00	0.00	18127.60	20%	18103.82	23.78	4.76	18108.58	19.02
COMPUTER COLOUR GENE(9200	9200.00	0.00	0.00	9200.00	15%	9177.80	22.20	3.33	9181.13	18.87
REFRIGERATOR	6729.00	0.00	0.00	6729.00	20%	6718.62	10.38	2.08	6720.70	8.30
ELECTRIC TYPEWRITER	18232.35	0.00	0.00	18232.35	20%	18217.90	14.45	2.89	18220.79	11.56
COMPUTER WIPRO	83566.53	0.00	0.00	83566.53	15%	83270.91	295.62	44.34	83315.25	251.28
ELECTION BOXES STEEL	12500.00	0.00	0.00	12500.00	15%	12285.03	214.97	32.25	12317.28	182.72
ELECTRIC CARDIO GRAPH MACH	18053.00	0.00	0.00	18053.00	15%	17502.84	550.16	82.52	17585.36	467.64
CANTEEN UTENSIL	11655.00	0.00	0.00	11655.00	10%	10159.30	1495.70	149.57	10308.87	1346.13
TOTAL	842625.72	0.00	0.00	842625.72		775840.86	66784.86	9946.04	785786.90	56838.82

.. 4 ..										
BUILDING	COST AT	ADDITIONS	LESS:	ACTUAL		DEPN.	W.D.V.	DEPN.	DEPN.	W.D.V.
	01.04.2019	DURING	DURING	COST	RATE	UPTO	AS AT	FOR	UPTO	UPTO
		THE YEAR	THE YEAR			31.03.2019	01.04.2019	THE YEAR	31.03.2020	31.03.2020
1	2	3	4	5	6	7	8	(6X8)9	(7+9)10	(8-9)11
SCHEDULE NO:IV										
FURNITURE & EQUIPMENTS										
CLASSROOM & OTHER FURNITU	1207132.32	0.00	0.00	1207132.32	15%	1109968.00	97164.32	14574.65	1124542.65	82589.67
HOSTEL FURNITURE	499339.47	0.00	0.00	499339.47	15%	426476.69	72862.78	10929.42	437406.11	61933.36
LIBRARY FURNITURE	34367.00	0.00	0.00	34367.00	15%	34310.35	56.65	8.50	34318.85	48.15
GAMESROOM FURNITURE	5503.55	0.00	0.00	5503.55	15%	5482.90	20.65	3.10	5486.00	17.55
OFFICE EQUIPMENT	250891.68	0.00	0.00	250891.68	15%	242334.85	8556.83	1283.52	243618.37	7273.31
LABORATORY EQUIPMENT	280453.86	0.00	0.00	280453.86	15%	277945.65	2508.21	376.23	278321.88	2131.98
STOREROOM EQUIPMENT	492.10	0.00	0.00	492.10	15%	491.84	0.26	0.04	491.88	0.22
HOSTEL EQUIPMENT	5737.22	0.00	0.00	5737.22	15%	5729.39	7.83	1.17	5730.56	6.66
AUDIO VISUAL EQUIPMENT	16354.29	0.00	0.00	16354.29	15%	16315.30	38.99	5.85	16321.15	33.14
TOTAL	2300271.49	0.00	0.00	2300271.49		2119054.97	181216.52	27182.48	2146237.45	154034.04
SCHEDULE NO:IV										
VEHICLE										
BUS 1155	366277.00	0.00	0.00	366277.00	30%	366133.79	143.21	42.96	366176.75	100.25
HERO HONDA 1182	16357.92	0.00	0.00	16357.92	20%	16349.62	8.30	1.66	16351.28	6.64
BUS NO.5566	243513.40	0.00	0.00	243513.40	30%	243348.24	165.16	49.55	243397.79	115.61
BUS NO.9797	200344.00	0.00	0.00	200344.00	30%	200057.09	286.91	86.07	200143.16	200.84
BUS NO.7475	407437.00	0.00	0.00	407437.00	30%	406773.53	663.47	199.04	406972.57	464.43
BUS NO.TN63A 9990	425000.00	0.00	0.00	425000.00	30%	424011.32	988.68	296.60	424307.92	692.08
BUS NO.TN49D 2310	410350.00	0.00	0.00	410350.00	30%	408791.47	1558.53	467.56	409259.03	1090.97
BUS NO.TN59Y 4777	272179.00	0.00	272179.00	0.00	30%					
BUS NO.TN47D 0199	326250.00	0.00	0.00	326250.00	30%	324701.11	1548.89	464.67	325165.78	1084.22
BUS NO.TN49D 9515	404257.00	0.00	0.00	404257.00	30%	402321.63	1935.37	580.61	402902.24	1354.76
BUS NO.TN23S 9977	570136.00	0.00	0.00	570136.00	30%	560553.57	9582.43	2874.73	563428.30	6707.70
BUS NO.TN49J 0277	526870.00	0.00	0.00	526870.00	30%	516452.06	10417.94	3125.38	519577.44	7292.56
BUS NO.TN65C 4710	430000.00	0.00	0.00	430000.00	30%	421497.49	8502.51	2550.75	424048.24	5951.76
BUS NO.TN48A 9192	393366.00	0.00	0.00	393366.00	30%	377492.26	15873.74	4762.12	382254.38	11111.62
BUS NO.TN67E 6696	852267.00	0.00	0.00	852267.00	30%	803135.51	49131.49	14739.45	817874.96	34392.04
CAR NO.GRAND I10 MAGNA 1.1 (I	622218.00	0.00	0.00	622218.00	15%	321776.45	300441.55	45066.23	366842.68	255375.32
BUS NO.TN59E 1401	125000.00	0.00	125000.00	0.00	30%					
BUS NO.TN58 BB 5842	0.00	1832177.93	0.00	1832177.93	30%	0.00	0.00	549653.38	549653.38	1282524.55
BUS NO.TN58 BB 5878	0.00	1832177.93	0.00	1832177.93	30%	0.00	0.00	549653.38	549653.38	1282524.55
BUS NO.TN41X7699	0.00	350000.00	0.00	350000.00	30%	0.00	0.00	105000.00	105000.00	245000.00
TOTAL	6591822.32	4014355.86	397179.00	10208999.18	0.00	5793395.14	401248.18	1279614.14	7073009.28	3135989.90
	6591822.32	4014355.86	397179.00	10208999.18		5793395.14	401248.18	1279614.14	7073009.28	3135989.90

.. 5 ..

BUILDING	COST AT 01.04.2019	ADDITIONS DURING THE YEAR	LESS: DURING THE YEAR	ACTUAL COST	RATE	DEPN. UPTO 31.03.2019	W.D.V. AS AT 01.04.2019	DEPN. FOR THE YEAR	DEPN. UPTO 31.03.2020	W.D.V. UPTO 31.03.2020
1	2	3	4	5	6	7	8	(6X8)9	(7+9)10	(8-9)11
SCHEDULE NO:4										
MACHINERY										
SOFTENIZER OF 500 LITRES ONE UNIT										
& FURLINE 4L A/c.	27225.00	0.00	0.00	27225.00	15%	25983.56	1241.44	186.22	26169.78	1055.22
GENERATOR	1369335.00	0.00	0.00	1369335.00	15%	1148994.06	220340.94	33051.14	1182045.20	187289.80
COUNTER FEIT MONEY DISERNER										
LENSE MODEL	1750.00	0.00	0.00	1750.00	15%	1656.13	93.87	14.08	1670.21	79.79
FAX MACHINE (FAX KXFT63 BX)	11100.00	0.00	0.00	11100.00	15%	10337.64	762.36	114.35	10451.99	648.01
T.D.S.METRE (WATER TESTING M	3333.00	0.00	0.00	3333.00	15%	3063.69	269.31	40.40	3104.09	228.91
AQUATECH WATER TREATMENT PLANT										
MACHINERY A/c.	190902.00	0.00	0.00	190902.00	15%	152938.59	37963.41	5694.51	158633.10	32268.90
A/c.MACHINE	133205.00	0.00	0.00	133205.00	15%	96907.90	36297.10	5444.57	102352.47	30852.53
TOTAL	1736850.00	0.00	0.00	1736850.00		1439881.57	296968.43	44545.27	1484426.84	252423.16
ABSTRACT										
NATURE OF ASSETS										
BUILDINGS	79958806.94	590241.00	0.00	80549047.94		38701559.09	41257247.85	2092861.61	40794420.70	39754627.24
ELECTRICAL & INSTALLATION	745273.08	0.00	0.00	745273.08		577114.06	168159.02	16815.90	593929.96	151343.12
FURNITURE & EQUIPMENTS	2300271.49	0.00	0.00	2300271.49		2119054.97	181216.52	27182.48	2146237.45	154034.04
VEHICLES	6591822.32	4014355.86	397179.00	10208999.18		5793395.14	401248.18	1279614.14	7073009.28	3135989.90
OTHER ASSETS	842625.72	0.00	0.00	842625.72		775840.86	66784.86	9946.04	785786.90	56838.82
MACHINERY	1736850.00	0.00	0.00	1736850.00		1439881.57	296968.43	44545.27	1484426.84	252423.16
GRANT TOTAL	92175649.55	4604596.86	397179.00	96383067.41		49406845.69	42371624.86	3470965.44	52877811.13	43505256.28

SOURASHTRA COLLEGE, MADURAI.
INCOME AND EXPENDITURE ACCOUNT FOR THE YEAR ENDED 31.03.2020

Year ended 31.03.2019 Rs. P.	Expenditure	Year ended 31.03.2020 Rs. P.
	To Teaching & Administrative Staff - ECS	
	Pay	98868819
	Grade Pay	0
	D.A	13549920
	H.R.A	4250430
	C.C.A	707532
	Medical Allowance	338430
	Special Allowance & Special Pay	36000
	Conveyance Allowance	18511
103409895.00	Other Allowances	----
0.00	To Advertisement Expenses	117769642.00
2990.00	To Telephone Expenses	21470.00
6829.00	To Postage and Telegrams	3517.00
279487.00	To Electricity Charges	11321.00
10405.00	To Printing and Stationary	299404.00
9715.00	To Office Expenses	17721.00
1632820.83	To Depreciation	9747.00
26644991.00	To Other arrear salary payment (Schedule-2)	1497394.77
5000.00	To TNU State Council for Higher Education	13976420.00
18496.00	To Stationary & Other Expenses	5000.00
2063.00	To Bank charges	5155.00
		2277.00

132022691.83

Place: Madurai

Date:


N.H. SARAVANAN
PRINCIPAL (i/c.)

133619068.77


D.R. KUMARESH
SECRETARY

SOURASHTRA COLLEGE, MADURAI.
INCOME AND EXPENDITURE ACCOUNT FOR THE YEAR ENDED 31.03.2020

Year ended 31.03.2019 Rs. P.	Income	Year ended 31.03.2020 Rs. P.
91260.00	By Application and Registration Fee	79510.00
377.00	By Admission fee	365.00
103409895.00	By Salary Grant	117769642.00
84942.00	By Interest on University Endowment	91020.00
26644991.00	By Other Arrear Salary Grant (Schedule-2)	13976420.00
	OTHER RECEIPTS	
2028.00	By Interest on S.B. account (No.1809)Non-salary A/c	448.00
1789198.83	By Excess of Expenditure over Income	1701663.77

132022691.83

133619068.77



As per my report of even date

(Signature)
(B.R. CHANDRASEKARAN)
CHARTERED ACCOUNTANT

SOURASHTRA COLLEGE :: MADURAI - 625 004.

CORRESPONDENT BOOK - SCHEDULE OF ASSETS

STATEMENT OF DEPRECIATION AS ON 31.03.2020

SCHEDULE NO. 1

S.No.	Particulars of Assets	W.D.V.as on 31.03.2019	Additions During the Year	Total Value as on 31.03.2020	Rate of Depre- ciation	Total Depre- ciation for the Year	W.D.V.as on 31.03.2020
1	Laboratory Equipments	7548907.86	0.00	7548907.86	15%	1132336.18	6416571.68
	From 01.04.2019 to 30.09.2019	0.00	0.00	0.00	15%	0.00	0.00
	From 01.10.2019 to 31.03.2020	0.00	0.00	0.00	7.5%	0.00	0.00
		7548907.86	0.00	7548907.86		1132336.18	6416571.68
2	Library Books	939551.58	0.00	939551.58	15%	140932.74	798618.84
	From 01.04.2019 to 30.09.2019	0.00	0.00	0.00	15%	0.00	0.00
	From 01.10.2019 to 31.03.2020	0.00	0.00	0.00	7.5%	0.00	0.00
		939551.58	0.00	939551.58		140932.74	798618.84
3	Games Equipment	808269.26	0.00	808269.26	15%	121240.39	687028.87
	From 01.04.2019 to 30.09.2019	0.00	0.00	0.00	15%	0.00	0.00
	From 01.10.2019 to 31.03.2020	0.00	0.00	0.00	7.5%	0.00	0.00
		808269.26	0.00	808269.26		121240.39	687028.87
4	Furniture	683125.00	0.00	683125.00	15%	102468.75	580656.25
	From 01.04.2019 to 30.09.2019	0.00	0.00	0.00	15%	0.00	0.00
	From 01.10.2019 to 31.03.2020	0.00	0.00	0.00	7.5%	0.00	0.00
		683125.00	0.00	683125.00		102468.75	580656.25
5	Typewriter & Office Appliances	657.66	0.00	657.66	15%	98.65	559.01
6	Xerox Machine	623.47	0.00	623.47	15%	93.52	529.95
7	Waterpipe Accessories	394.41	0.00	394.41	15%	59.16	335.25
8	Library furniture	296.55	0.00	296.55	15%	44.48	252.07
9	Audio visual Edn.Equipments	713.42	0.00	713.42	15%	107.01	606.41
10	Electrical fittings	88.82	0.00	88.82	15%	13.32	75.50
11	Cycle	3.77	0.00	3.77	15%	0.57	3.20
	Total	2778.10	0.00	2778.10		416.71	2361.39
	Grand Total Rs.	9982631.80	0.00	9982631.80		1497394.77	8485237.03

**SOURASHTRA COLLEGE COUNCIL, SELF FINANCE COURSES
INCOME AND EXPENDITURE ACCOUNT FOR THE YEAR ENDED 31.03.2020**

Year ended 31.03.2019 Rs. P.	Expenditure	Year ended 31.03.2020 Rs. P.
166766.00	To Advertisement	240352.00
150000.00	To AICTE Inspection Expenses	35000.00
30000.00	To Aiffiliation Fee	140700.00
21000.00	To Annual Maintenance Charges	23500.00
38000.00	To Bonus, Deepavali Gifts	33700.00
0.00	To Calender Expenses	25810.00
29858.00	To Campus Amenity Expenses	25235.00
0.00	To Campus Interview Expenses	23137.00
23540.00	To College Website	0.00
129852.00	To Convocation Expenses	83146.00
13500.00	To Court & Legal Expenses	52500.00
979325.18	To Depreciation	903997.49
749.69	To Depreciation - Hostel Fixed Assets : MEN	637.23
17336.24	To Depreciation - Hostel Fixed Assets : WOMEN	15293.80
528100.00	To Employee state Insurance Contribution	413021.00
161656.00	To fuel for Generator	129855.00
206736.00	To Games Expenditure	138609.00
961091.00	To Honororium staff	1123809.00
1418114.00	To Hostel Expenses : Women	1282419.00
25628.00	To Identity Card	22635.00
29765.00	To Internet Charges	69769.00
350032.00	To Lab Consumable	115628.00
369303.00	To Lighting Charges	403768.00
138480.00	To Magazines and Periodicals	15840.00
270485.00	To Maintenance Expenses	168287.00
45725.00	To MBA Department Expenses	14186.00
275000.00	To Microsoft License Fee	287000.00
1340814.00	To Miscellaneous Expenses	893758.70
801634.00	To NAAC Expenses	10000.00
1159658.00	To PF Contribution	1263045.00
2391.00	To Postage and Telegram	5100.00
154601.00	To Printing Charges	79767.00
18000.00	To Private College Management Association	18000.00
10750.00	To Repairs & Upkeep	65771.00
11724117.00	To Salary Teaching & Non Teaching Staff	11927855.00
1730606.00	To Security charges	1762452.00
10586.00	To Seminar Expenses	44260.00
120432.00	To Stationary Expenses	81280.00
21900.00	To Student Group Insurance Scheme	42360.00
94453.00	To Telephone Charges	138889.00
15700.00	To Uniform Expenses	
23585684.11		22120372.22

Place: Madurai
Date :

V.G.RAMDOS
PRESIDENT

26/05

D.R.KUMARESH
SECRETARY

**SOURASHTRA COLLEGE COUNCIL, SELF FINANCE COURSES
INCOME AND EXPENDITURE ACCOUNT FOR THE YEAR ENDED 31.03.2020**

Year ended 31.03.2019 Rs. P.	Income	Year ended 31.03.2020 Rs. P.
1528560.00	By Hostel Fees : Women	1537962.00
	By Interest on SB Account - SF A/c.	61335.00
	By Interest on SB Account - Hostel A/c. MEN	5506.00
78313.00	By Interest on SB Account - Hostel A/c. WOMEN	84388.00
237770.00	By Interest on University Endowment	254780.00
11985668.00	By Laboratory & Other Fees	13222639.00
847454.00	By Miscellaneous Receipts	1017939.00
140250.00	By Sale of Application	136950.00
4828501.00	By Tuition Fees	4596068.00
3939168.11	By Excess of Expenditure over Income	1269646.22

23585684.11

S.J. Kumaresh
S.J.KUMARESH
TREASURER



As per my report of even date

22120372.22

(Signature)
(B.R.CHANDRASEKARAN)
CHARTERED ACCOUNTANT

SOURASHTRA COLLEGE COUNCIL :: MADURAI
SELF FINANCING COURSES
SCHEDULE OF FIXED ASSETS AND DEPRECIATION
AS on 31.03.2020

SL. No.	Particulars of Assets	W.D.V.as on 31.03.2019 Rs. Ps.	Additions During the Year	Total Cost as on 31.03.2020	Rate of Depreciation	Depreciation for the year 31.03.2020	W.D.V.as on 31.03.2020 Rs. Ps.
1	Library Books:	791761.05	0	791761.05	15%	118764.16	672996.89
	01.04.2019 to 30.09.2019		1752.00	1752.00	15%	262.80	1489.20
	01.10.2019 to 31.03.2020		0.00	0.00	7.5%	0.00	0.00
		791761.05	1752.00	793513.05		119026.96	674486.09
2	Furniture:	726236.58		726236.58	15%	108935.49	617301.09
	01.04.2019 to 30.09.2019		0.00	0.00	15%	0.00	0.00
	01.10.2019 to 31.03.2020		0.00	0.00	7.5%	0.00	0.00
		726236.58	0.00	726236.58		108935.49	617301.09
3	Laboratory Equipment:	1040414.19		1040414.19	15%	156062.13	884352.06
	01.04.2019 to 30.09.2019		29756.00	29756.00	15%	4463.40	25292.60
	01.10.2019 to 31.03.2020		10483.00	10483.00	7.5%	786.23	9696.77
		1040414.19	40239.00	1080653.19		161311.76	919341.43
4	Office Equipment:	135072.50		135072.50	15%	20260.88	114811.62
	01.04.2019 to 30.09.2019		0.00	0.00	15%	0.00	0.00
	01.10.2019 to 31.03.2020		55224.00	55224.00	7.5%	4141.80	51082.20
		135072.50	55224.00	190296.50		24402.68	165893.82
5	Electrical Fittings:	246872.74		246872.74	15%	37030.91	209841.83
	01.04.2019 to 30.09.2019		28918.00	28918.00	15%	4337.70	24580.30
	01.10.2019 to 31.03.2020		66776.00	66776.00	7.5%	5008.20	61767.80
		246872.74	95694.00	342566.74		46376.81	296189.93
6	Computer Lab Equipment:	2291493.58		2291493.58	15%	343724.04	1947769.54
	01.04.2019 to 30.09.2019		0.00	0.00	15%	0.00	0.00
	01.10.2019 to 31.03.2020		0.00	0.00	7.5%	0.00	0.00
		2291493.58	0.00	2291493.58		343724.04	1947769.54
7	Water Pipe & Accessories:	160661.56	0	160661.56	15%	24099.23	136562.33
	01.04.2019 to 30.09.2019		8750.00	8750.00	15%	1312.50	7437.50
	01.10.2019 to 31.03.2020		0.00	0.00	7.5%	0.00	0.00
		160661.56	8750.00	169411.56		25411.73	143999.83
8	Xerox Machine:	65929.21	0.00	65929.21	15%	9889.38	56039.83
	01.04.2019 to 30.09.2019		0.00	0.00	15%	0.00	0.00
	01.10.2019 to 31.03.2020		0.00	0.00	7.5%	0.00	0.00
		65929.21	0.00	65929.21		9889.38	56039.83
9	Machinery:	5407.98		5407.98	15%	811.20	4596.78
	01.04.2019 to 30.09.2019		0.00	0.00	15%	0.00	0.00
	01.10.2019 to 31.03.2020		0.00	0.00	7.5%	0.00	0.00
		5407.98	0.00	5407.98		811.20	4596.78
10	CCTV Camara:	427382.93		427382.93	15%	64107.44	363275.49
	01.04.2019 to 30.09.2019		0.00	0.00	15%	0.00	0.00
	01.10.2019 to 31.03.2020		0.00	0.00	7.5%	0.00	0.00
		427382.93	0.00	427382.93		64107.44	363275.49
	Grand Total	5891232.32	201659.00	6092891.32		903997.49	5188893.83
11	Hostel Fixed Assets:(MEN)	4248.21		4248.21	15%	637.23	3610.98
	01.04.2019 to 30.09.2019		0.00	0.00	15%	0.00	0.00
	01.10.2019 to 31.03.2020		0.00	0.00	7.5%	0.00	0.00
		4248.21	0.00	4248.21		637.23	3610.98
12	Hostel Fixed Assets:WOMEN	98238.66		98238.66	15%	14735.80	83502.86
	01.04.2019 to 30.09.2019		3720.00	3720.00	15%	558.00	3162.00
	01.10.2019 to 31.03.2020		0.00	0.00	7.5%	0.00	0.00
		98238.66	3720.00	101958.66		15293.80	86664.86


**SOURASHTRA COLLEGE COUNCIL, AUTONOMOUS EXAMINATION A/c
INCOME AND EXPENDITURE ACCOUNT FOR THE YEAR ENDED 31.03.2020**

Year ended 31.03.2019 Rs. P.	Expenditure	Year ended 31.03.2020 Rs. P.
99805.00	To Meeting Expenses	195207.00
449239.00	To Printing & Stationary	743233.00
2179230.00	To Summative & Supplementary Exam Expenses	1801047.00
26250.00	To Academic Audit Remuneration	0.00
24000.00	To Annual Maintenance Contract	24000.00
4537.00	To Bank Charges	29466.00
0.00	To Conveyance Expenses	2700.00
49703.10	To Depreciation	44797.64
12021.00	To ESI	10598.00
70872.00	To Maintenance Expenses	1534.00
16547.00	To Miscellaneous Expenses	15634.00
31453.00	To PF Contribution	25980.00
1500.00	To Pongal Gift	1200.00
593.00	To Postage Expenses	773.00
647380.00	To Salary	703280.00
72885.00	To Staff Refreshment	22884.00
3179.00	To Telephone Charges	5664.00
2027084.15	To Excess of Income Over Expenditure	1701844.36

5716278.25

5329842.00

Place: Madurai
Date :


V.G.RAMDOSS
PRESIDENT


D.R.KUMARESH
SECRETARY

**SOURASHTRA COLLEGE COUNCIL, AUTONOMOUS EXAMINATION A/c
INCOME AND EXPENDITURE ACCOUNT FOR THE YEAR ENDED 31.03.2020**

Year ended 31.03.2019 Rs. P.	Income	Year ended 31.03.2020 Rs. P.
2837449.00	By Fees from the Aided Students	2554937.00
2690089.25	By Fees from the SF Students	2544840.00
188740.00	By Bank Interest	230065.00

5716278.25

S.J. Kumaresh
S.J.KUMARESH
TREASURER



5329842.00

(Signature)
(B.R.CHANDRASEKARAN)
CHARTERED ACCOUNTANT

SOURASHTRA COLLEGE COUNCIL :: MADURAI
AUTONOMOUS EXAMINATION FEE A/c.
SCHEDULE OF FIXED ASSETS AND DEPRECIATION
AS on 31.03.2020

SL. No.	Particulars of Assets	W.D.V.as on 31.03.2019 Rs. Ps.	Additions During the Year	Total Cost as on 31.03.2020	Rate of Depreciation	Depreciation for the year 31.03.2020	W.D.V.as on 31.03.2020 Rs. Ps.
1	A/c. Machine	72420.00		72420.00	15%	10863.00	61557.00
	01.04.2019 to 30.09.2019	0	0.00	0.00	15%	0.00	0.00
	01.10.2019 to 31.03.2020	0	0.00	0.00	7.5%	0.00	0.00
		72420.00	0.00	72420.00		10863.00	61557.00
2	Computer	186150.00		186150.00	15%	27922.50	158227.50
	01.04.2019 to 30.09.2019		0.00	0.00	15%	0.00	0.00
	01.10.2019 to 31.03.2020		0.00	0.00	7.5%	0.00	0.00
		186150.00	0.00	186150.00		27922.50	158227.50
3	Furniture	40080.90		40080.90	15%	6012.14	34068.76
	01.04.2019 to 30.09.2019		0.00	0.00	15%	0.00	0.00
	01.10.2019 to 31.03.2020		0.00	0.00	7.5%	0.00	0.00
		40080.90	0.00	40080.90		6012.14	34068.76
	Grand Total	298650.90		298650.90		44797.64	253853.26

Special Fees (Principal) A/c.

Sourashtra College,
Vilachery Main Road,
Pasumalai, Madurai-625 004

Income & Expenditure Statement

1-Apr-2019 to 31-Mar-2020

Particulars	1-Apr-2019 to 31-Mar-2020	Particulars	1-Apr-2019 to 31-Mar-2020
Direct Expenses	2,31,457.00	Direct Incomes	4,04,639.00
Laboratory Expenses	43,971.00	Fees From Studens	<u>4,04,639.00</u>
Association Expenses	9,825.00		
Electricity Charges	1,06,992.00		
Library Expenses	15,503.00		
Magazine Expenses	10,850.00		
Stationary Expeñses	<u>44,316.00</u>		
Excess of Income over Expenditure	1,73,182.00		
Total	4,04,639.00	Total	4,04,639.00